The background features a stylized illustration of a dental arch. Four dental implants are shown as dark, threaded posts with conical heads, positioned in the lower jaw. Above them, four natural teeth are depicted in a row, each resting on one of the implant heads. The entire scene is set against a dark, textured background that suggests the jawbone and surrounding tissue.

Comprehensive Guide to All-On-4 Dental Implants: Procedure, Benefits, and Costs

This guide provides comprehensive insights and actionable strategies on All-On-4 Dental Implants, tailored to your specific needs. Dive deep into each chapter to master the concepts and achieve your goals of understanding this revolutionary solution for tooth loss.

Call Us at (877) 649-0020

Introduction to All-On-4 Dental Implants: A Revolutionary Solution for Tooth Loss

Understanding Tooth Loss: The Need for Innovative Solutions

Tooth loss is a common dental issue affecting millions of people worldwide. According to the American Dental Association, approximately 178 million Americans are missing at least one tooth, and over 40 million individuals have lost all their teeth. This loss can result from various factors, including advanced periodontal disease, injury, decay, or congenital disorders. The implications of tooth loss extend beyond aesthetics; they can have profound effects on an individual's facial structure, self-esteem, and ability to speak and chew properly.

Psychological Impact

The loss of teeth can lead to significant psychological distress. Medically known issues such as anxiety and depression often stem from the embarrassment people feel about their appearance. Patients may shy away from social situations or avoid smiling altogether, leading to isolation and a decrease in quality of life.

Physical Impact

From a physical perspective, tooth loss compromises the integrity of the jawbone. Once teeth are lost, the underlying bone begins to deteriorate—a process known as resorption. This can alter one's facial contours, giving the face a sunken appearance and leading to further dental problems.

Traditional Solutions and Their Limitations

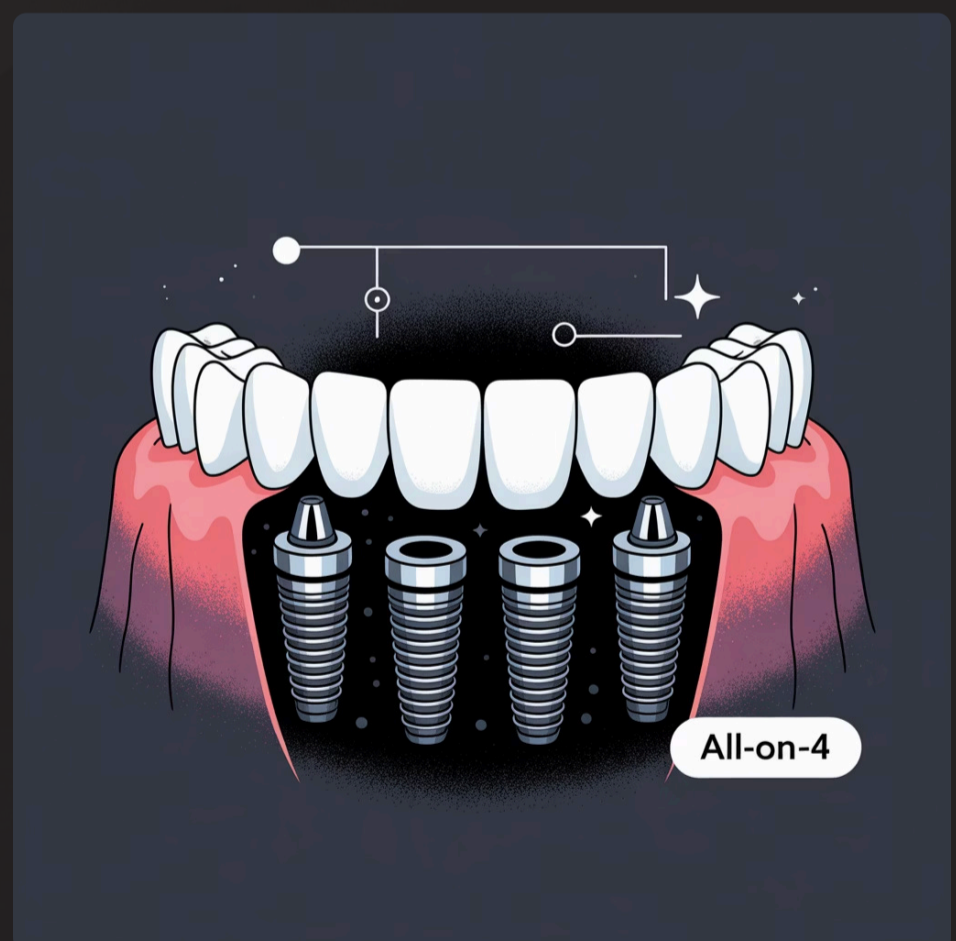
Dentures

Traditionally, partial or full dentures have served as a common solution for tooth loss. While dentures can restore some level of function and aesthetics, they often come with considerable downsides:

- **Slippage and Discomfort:** Dentures can shift during speech or eating, resulting in discomfort and embarrassing situations.
- **Dietary Restrictions:** Many denture wearers must avoid certain foods, limiting their dietary choices.
- **Maintenance:** Dentures require meticulous care and daily cleaning, which can be inconvenient.

Dental Bridges

Dental bridges are another method for replacing missing teeth but are limited to replacing a few missing teeth in a row, anchoring on adjacent teeth. This approach can lead to the damage of surrounding teeth and may not be suitable for individuals with broader tooth loss.

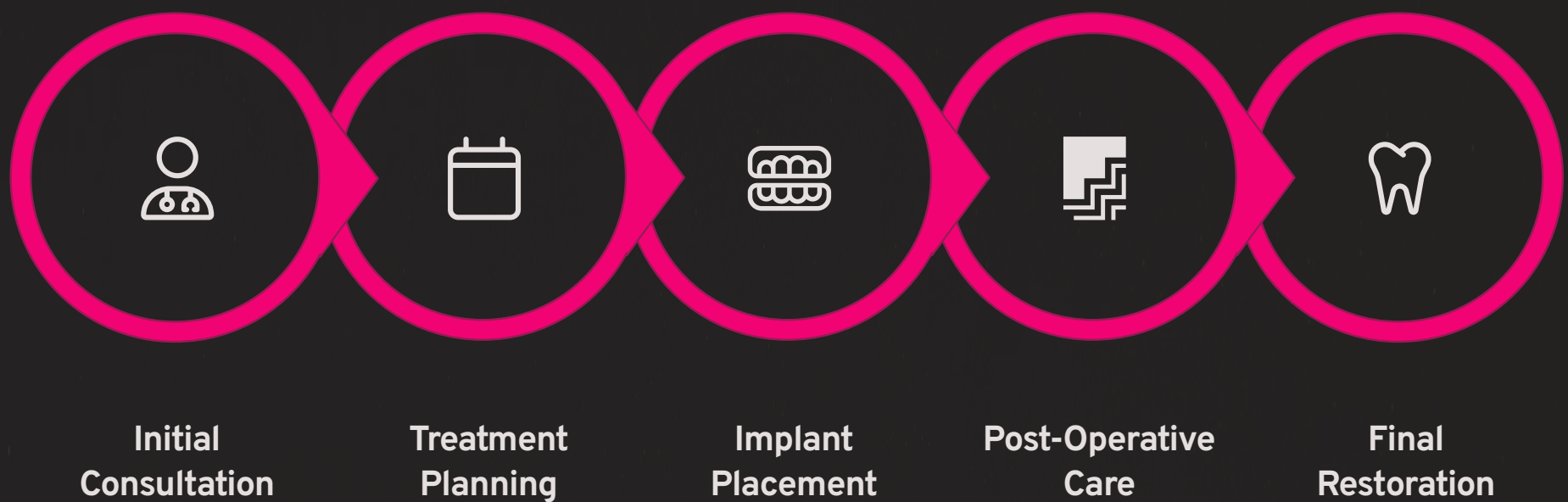


Emergence of All-On-4 Implants

Innovations in dental implant technology have led to the development of the All-On-4 system, providing a groundbreaking solution that addresses many of the limitations associated with traditional methods. The All-On-4 procedure employs four strategically placed implants to support a full arch of prosthetic teeth. This technique offers a stable, long-lasting, and aesthetically pleasing solution for individuals with significant tooth loss.

Call Us at (877) 649-0020

The All-On-4 Procedure: Step-By-Step Guide to Restoring Your Smile



Step 1: Initial Consultation

The journey begins with an initial consultation where the dentist evaluates the patient's oral health, discusses their goals, and takes necessary diagnostic imaging like X-rays or 3D scans.

i Checklist for Initial Consultation:

- Bring a list of medications.
- Be ready to discuss medical history.
- Prepare questions regarding the procedure and costs.

Step 2: Treatment Planning

Based on the consultation findings, a comprehensive treatment plan is devised. This may involve coordination with oral surgeons and dental professionals to ensure a tailored approach.

Pre-Procedure Considerations

- **Medical History Review:** Discuss any existing health conditions or medications that could impact the procedure.
- **Diagnostic Imaging:** X-rays and 3D imaging of the jaw will help assess bone density and jaw structure.
- **Treatment Planning:** Personalized treatment plans will be created based on the individual's needs.

Preparing for the Procedure

- **Dietary Adjustments:** Avoid hard substance foods leading up to the procedure.
- **Smoking Cessation:** Eliminate smoking to promote healing.
- **Mental Preparation:** Understand the process, outcomes, and aftercare requirements.

Step 3: Implants Placement

The surgical procedure to place the implants can typically be performed under local anesthesia or sedation. The dentist will:

01

Administer anesthesia.

02

Create small incisions in the gums to access the jawbone.

03

Carefully insert the implants into predetermined locations.

04

Place temporary prosthetics to provide immediate aesthetics.

Step 4: Post-Operative Care

Post-surgery, patients receive instructions for care to promote healing, which may include:

- Pain management with prescribed medications.
- A soft-food diet for the initial healing period.

Recovery Timeline

Most patients can resume normal activities within a few days, but full integration of the implants with the bone typically takes several months, during which time regular follow-ups are necessary.

Step 5: Final Restoration

Once healing is complete and osseointegration has occurred, a final set of prosthetic teeth is crafted and secured onto the implants, fully restoring function and aesthetics.

Call Us at (877) 649-0020

Main Benefits of All-On-4 Implants: Better Eating and Smiling

What Are All-On-4 Implants? The Start of Your New Smile

Before we talk about the many benefits, it's important to know how All-On-4 implants work. This smart procedure uses just four implants, placed in the right spots in your jaw, to hold a full set of new teeth. This clever way gives you a strong and lasting base, greatly improving life for people who have lost many teeth.

Parts of the Implant

All-On-4 implants use special titanium screws that act like strong, lasting new tooth roots. These screws are put firmly into your jawbone, making a strong spot for your custom-made new teeth.

New Teeth

The new teeth, also called a dental bridge or denture, are carefully made from strong dental materials like porcelain or acrylic. They are designed to look and feel just like natural teeth, making your smile look better and fitting well with your face.

Same-Day New Teeth

One of the biggest pluses is "immediate loading." This means that in many cases, you can get a temporary set of new teeth on the same day your implants are placed. This means less waiting time and you can leave with a new smile right away.

Angled Placement

To get the best strength and support, especially in jaw areas that might have thinner bone, the back implants are placed at an angle. This method often means you won't need big bone grafting surgeries.

Key Benefits of All-On-4 Implants: A Full Look

The good things about All-On-4 dental implants are many, helping with both how you use your mouth and how your smile looks. They offer a life-changing fix that's better than old ways of replacing teeth.

1. Better Use: Making Your Mouth Work Well Again

Easier Chewing

Patients always say they can chew many different foods much better. Before, this was hard because of wobbly false teeth and having to avoid certain foods. Studies show that teeth held by implants can bring back up to **90%** of your chewing power, letting you enjoy a full and healthy diet again. Unlike old false teeth that often move around, making it hard to eat tougher foods, All-On-4 implants give you a bite as strong as natural teeth.

Real Story: Take Lucy, a 58-year-old woman who switched from uncomfortable false teeth to All-On-4 implants. She remembers, "Now I can eat apples and tough steak again without pain. There's nothing like biting into a crisp apple!"



Strong and Secure

All-On-4 implants are held firmly and permanently in your jawbone. This stops the annoying movement and slipping that usually happens with traditional removable false teeth. This fixed solution gives amazing stability, letting you talk, laugh, and eat your favorite meals with full confidence, without any fear of your teeth moving or coming loose.

Less Bone Loss and Jawbone Protection

One of the most important long-term benefits of All-On-4 implants is that they help keep your jawbone healthy. Since the implants join directly with the bone (a process called osseointegration), they act like natural tooth roots, stimulating the bone. This is very important for patients who have lost bone due to long-term false teeth use or having missing teeth for a long time, as it helps stop more bone loss and keeps your face shape.

- Interesting Fact:** According to the American Academy of Implant Dentistry, up to 30% of bone can be lost in just the first year after teeth are missing. All-On-4 implants actively lower this risk, helping your mouth stay healthier in the long run.

Clearer Speech


Unlike old false teeth that can make speech unclear by slipping or covering the roof of your mouth, All-On-4 implants offer a stable and natural feel that allows for clear and confident talking. Patients often find their speech gets much better, removing the self-consciousness sometimes linked to poorly fitting new teeth.

2. Better Looks: A Natural and Confident Smile



Natural-Looking Teeth

With modern dental materials and careful design, All-On-4 new teeth are custom-made to look just like real teeth. This is not only about how they look but about getting back a true, confident smile that feels real and makes your whole face look better.



Custom Design

Each set of new teeth is made just for your mouth. This custom fit makes sure they are very comfortable and look great, matching your natural bite and face shape perfectly, creating a smooth and beautiful result.

Keeping Your Face Shape

Beyond just replacing missing teeth, All-On-4 implants are key to keeping the natural shape of your face. By stopping jawbone loss, they help avoid the "sunken" or old look often seen with long-term tooth loss and traditional false teeth, helping you keep a more youthful face.

3. Feeling Better: More Confidence and Well-being

The effects of All-On-4 implants go far beyond just physical changes. They greatly improve how you feel about yourself and how you interact with others. Getting back a healthy, working, and good-looking smile can change how you see yourself and how you act in social settings.

85%

Confidence Boost

This is the percentage of patients who say they feel much more confident in social settings and daily life after getting All-On-4 implants.

70%

Mental Health

This is the percentage of patients who feel less worried and sad, often because of dental issues, after their full dental repair.

95%

Satisfaction

This is the percentage of patients who would highly suggest All-On-4 implants to others with similar tooth problems, showing how happy patients are.

4. Lasts Long and Saves Money

All-On-4 dental implants are made to be a long-term fix. With good care, they can last for many decades, often a lifetime. This long life makes them a very cost-effective choice over time compared to traditional false teeth, which often need many adjustments, repairs, and replacements. The first payment gives a lasting return in terms of health, comfort, and confidence.

5. Easy and Quick

The All-On-4 procedure makes the whole tooth replacement process simpler. Being able to get temporary teeth on the same day as implant placement greatly cuts down on treatment time and trouble compared to regular implant procedures that might need many surgeries and long healing times between steps. This efficiency lets patients get back to their normal lives quickly with a fully working smile.

Call Us at (877) 649-0020

Financing Your All-On-4 Implants: Exploring Payment Options and Insurance Coverage

The Financial Landscape of All-On-4 Implants

While All-On-4 implants present significant advantages, one of the primary concerns for potential candidates is the financial aspect. Understanding financing options and potential insurance coverage is crucial in navigating these costs.

Payment Options: Financing Your Treatment

Given these costs, it's essential to explore various financing options that can help make All-On-4 implants more accessible.

Dental Payment Plans

Many dental offices offer payment plans that allow patients to spread their costs over several months or years. These plans can significantly ease financial strain.

Pros:

- No need for credit checks in some instances.
- Flexible payment terms.

Cons:

- Often comes with interest rates; make sure to understand the total repayment amount.

Medical and Dental Insurance

Understanding your insurance coverage can significantly influence your financial planning for All-On-4 implants.

Navigating Insurance

- **Check Coverage:** Not all insurance plans cover dental implants. Review your policy for specifics regarding coverage limits and exclusions.
- **Pre-Authorization Letter:** Request a predetermination from your insurer to clarify how much they will cover.

Common Scenarios:

- Some plans may cover the surgical portion more than the restorative parts (full-arch prostheses).

Health Savings Accounts (HSAs) or Flexible Spending Accounts (FSAs)

HSAs and FSAs can provide pre-tax dollars to spend on medical expenses, including dental treatments.

Key Points:

- **Tax Savings:** Contributions to these accounts lower your taxable income.
- **Flexibility:** Funds can be used for a variety of healthcare expenses.

Example Case Study

Patient Profile

Mary, a 58-year-old woman suffering from severe gum disease, suffered extensive tooth loss. The All-On-4 treatment plan was estimated at \$30,000.

Challenges

Mary's dental insurance covered only \$1,500 for dental implants and had a strict annual maximum of \$2,000.

Solution

Mary opted for a dental payment plan from her oral surgeon that allowed her to pay in monthly installments over three years with a manageable interest rate.

She also utilized her HSA to cover some of the deductible and initial costs.

Results

With financing, Mary successfully underwent the All-On-4 procedure and is pleased with her functional and aesthetic results. She now enjoys eating her favorite foods without discomfort.

Checking Your Insurance for Adequacy: A Step-By-Step Guide

When considering All-On-4 implants, performing due diligence on your insurance coverage is essential. Use this checklist to guide your process.

01

Gather Policy Information

Collect your policy number and contact details for your insurance company.

02

Contact Your Insurer

Ask specifically about dental implant coverage. Understanding your deductible and out-of-pocket maximums is key.

03

Request Written Benefits

Always request to receive documentation outlining benefits related to dental implants.

04

Speak with Your Dentist's Office

Dental offices that specialize in All-On-4 typically have experience working with various insurance providers and can guide you through the specifics.

05

Submit a Pre-Authorization

Most dental offices will handle this, but ensure that a preauthorization is submitted to prevent unexpected costs.

06

Keep Records

Maintain all correspondence with your insurance company for reference and potential disputes.

Call Us at (877) 649-0020

Choosing the Right Provider: Factors to Consider for Optimal Results

When it comes to undergoing an All-On-4 dental implant procedure, selecting the right provider is critical for achieving optimal results. The success of the procedure depends not only on the quality of the implants themselves but also on the expertise, experience, and overall care provided by the dental team.

The Role of Credentials and Qualifications



Evaluating Professional Credentials

- **Dental Licenses:** Ensure the provider holds a valid dental license from the relevant dental board in your country or state. Verify the status online to confirm there are no disciplinary actions against them.
- **Specialization in Implant Dentistry:** Providers should have specific training in implant dentistry. Look for additional certifications that indicate expertise, such as memberships in organizations like the International Congress of Oral Implantologists (ICOI) or the American Academy of Implant Dentistry (AAID).
- **Continuing Education:** Dentistry is an evolving field. An ideal provider participates in ongoing education to stay current with the latest techniques and technologies.



Understanding Experience Levels

- **Number of Procedures Performed:** Inquire how many All-On-4 procedures the provider has conducted. A higher volume often correlates with greater skill and familiarity with potential challenges.
- **Case Studies and Success Rates:** Request information about previous cases, including outcomes. Many providers will showcase transformations on their websites or during consultations.

Facility Standards and Technology

Assessing Office Environment

The quality of the facility where your procedure will take place is another critical factor. Consider the following:

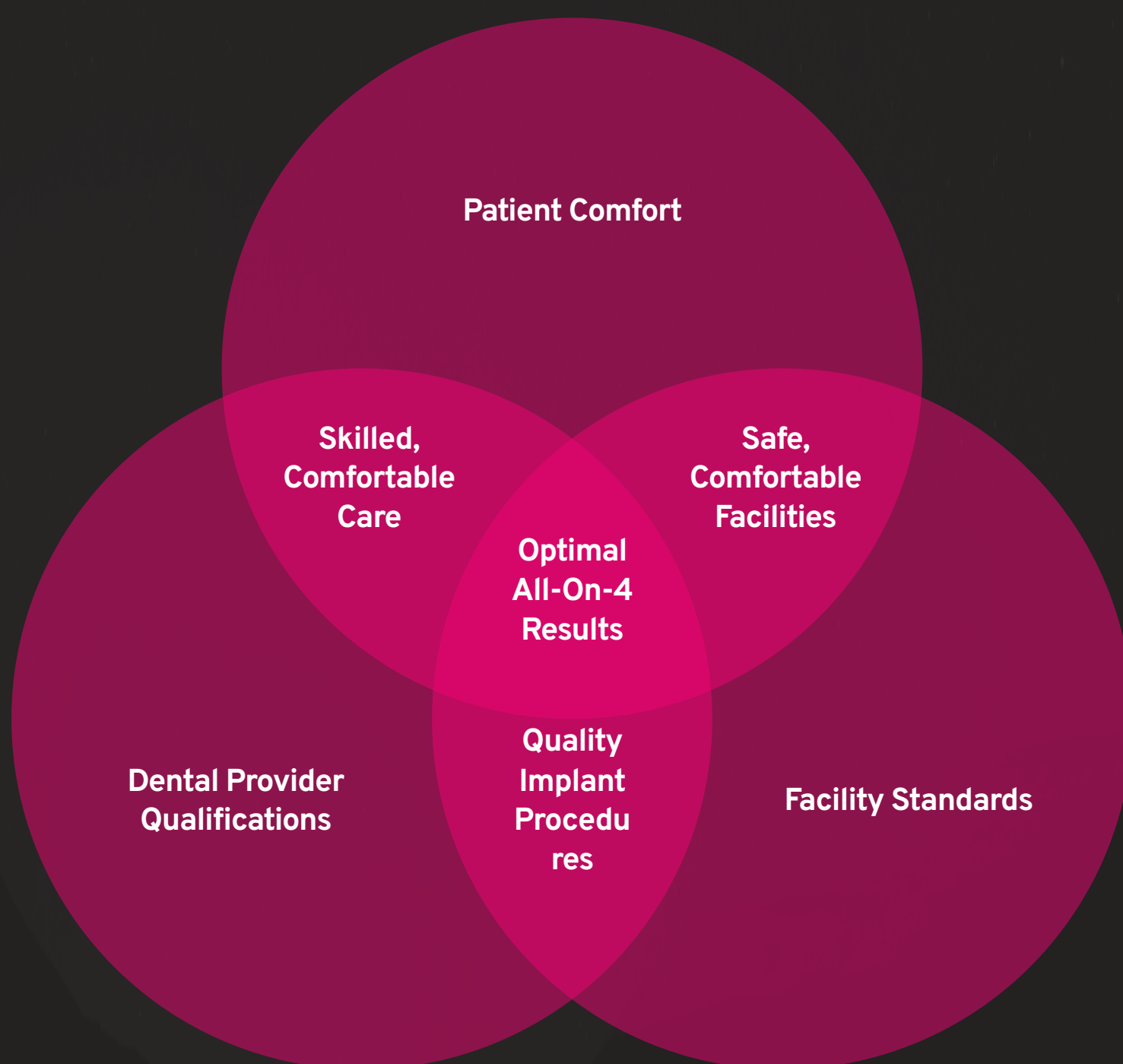
- **Hygiene and Safety Standards:** A clean, well-maintained office with strict hygiene protocols indicates professionalism. Check for certifications and adherence to OSHA standards.
- **Pain Management Options:** Innovative tech in pain management, such as sedation dentistry options, can enhance comfort during your procedure.

Technology Use

Modern technology can significantly affect the quality of the care you receive. Investigate:

- **Digital Imaging Tools:** Providers that utilize technologies like 3D imaging can better visualize your dental structure and plan your procedure with precision.
- **Computer-Guided Surgery:** This innovative method can increase accuracy, reduce surgery time, and enhance healing times.

Patient Comfort and Support



Assessing Chairside Manner

The personal rapport you build with your provider is just as crucial as their qualifications. Ensure you feel comfortable discussing your concerns and ask:

- **How do they handle patient questions?** A responsive provider is essential for easing anxiety and building trust.
- **Support Staff:** Supportive and empathetic staff can enhance the overall experience, making procedures more pleasant.

Post-operative Care

Post-operative care is vital for healing. Look for providers who offer:

- **Routine Follow-ups:** Regular check-ins post-surgery to monitor healing and implant stability.
- **Patient Education:** A suitable provider should instruct you on aftercare, including how to manage pain and what to expect during recovery.

Case Study: Choosing the Right Provider

Problem

Consider the case of John, a 55-year-old man suffering from significant tooth loss due to extended dental decay. His primary goal was to restore both function and his smile through the All-On-4 procedure.

Solution

John invested time in researching and personally visiting several providers. Key steps included:

1. **Credential Verification:** He checked each dentist's qualifications and their affiliation with reputable dental organizations.
2. **Facility Tour:** John initially toured multiple practices, confirming stringent hygiene and advanced technology usage.
3. **Patient Reviews:** Reading online testimonials helped him gauge the experiences of past patients.

After a thorough investigation, he chose a provider who specialized in implant dentistry, had a solid track record, and offered comprehensive support throughout the procedure.

Results

John experienced a fully restored smile and improved confidence. He appreciated the provider's emphasis on patient education and post-operative follow-up, ensuring his healing process went smoothly.

Call Us at (877) 649-0020

Post-Procedure Care and Maintenance: Ensuring Longevity and Health of Your Implants

Following the All-on-4 dental implant procedure, proper care and maintenance become the linchpins to ensure the longevity and health of your implants. The effectiveness of the All-on-4 system relies not just on the quality of the procedure itself, but also heavily on how well you maintain oral hygiene and follow through with recommended aftercare protocols.

Benefits of Adequate Post-Procedure Care



Preventing Complications

Good care minimizes risks like infection, implant failure, or peri-implantitis.



Sustained Aesthetic Appeal

Regular maintenance keeps the appearance of your implants looking natural and vibrant.



Enhanced Longevity

Reliable care can extend the life of your implants, avoiding the need for future replacements or repairs.

Key Elements of Post-Procedure Care

1. Oral Hygiene Practices

Cleaning Your Implants

Proper oral hygiene is essential, as it helps in preventing plaque build-up around the implants, which can lead to infections or peri-implantitis.

- **Use a Soft-Bristled Toothbrush:** A soft-bristled toothbrush is gentle enough not to damage your gums or the implant surface.
- **Non-Abrasive Toothpaste:** Choose a non-abrasive toothpaste to avoid scratching the implant surfaces.
- **Regular Brushing Schedule:** Brush at least twice daily; consider after every meal to ensure no food particles remain.

Flossing Techniques

Traditional flossing may not be suitable for implants. Instead, use specialized devices designed for dental implants, including:

- **Implant-Specific Floss:** Designed to clean around the fixtures without causing damage.
- **Interdental Brushes:** Great for reaching those hard-to-clean spots around your implants.



Checklist for Daily Oral Hygiene:

- Brush twice daily using a soft-bristled toothbrush and non-abrasive toothpaste.
- Clean between teeth using implant-specific floss or interdental brushes.
- Rinse with a non-alcohol-based mouthwash to prevent dryness and irritation.

2. Dietary Considerations



Eating Post-Procedure

Immediately after the All-on-4 dental procedure, your diet may need some alteration to ensure that the healing process proceeds smoothly.

- **Soft Foods:** Initially, focus on foods like yogurt, mashed potatoes, and smoothies.
- **Gradually Introduce Harder Textures:** As you heal, start incorporating firmer foods, but remain cautious of overly crunchy or sticky items that could dislodge your implants.



Long-Term Dietary Habits

Once healed, patients can typically return to a normal diet but must remain mindful of certain food types that may threaten the integrity of the implants:

- **Avoid Hard Candies:** These can lead to chips or cracks in your restorations.
- **Limit Sugary Snacks:** High sugar content can increase plaque build-up, compromising gum health.

3. Regular Professional Check-Ups

Post-procedure, it is critical to continue with regular check-ups to monitor the health of your implants and surrounding tissues.

- **Frequency of Visits:** Schedule visits every six months, or as recommended by your dentist.
- **What to Expect:** Maintenance visits typically include cleaning, examination for any potential issues, and possibly adjusting the prosthesis for a better fit.

4. Managing Oral Health Challenges

Addressing Peri-Implantitis

Peri-implantitis is an infection of the tissues surrounding the implant caused primarily by plaque build-up.

How to Identify:

Symptoms: Noticeable inflammation, bleeding, or discharge around the implant site.

Management Strategies:

- **Professional Treatment:** If diagnosed, your dentist will likely clean the affected area thoroughly.
- **Home Care:** Increase cleaning frequency, particularly around the implant site, using specialized tools.

Dealing with Complications

Being aware of potential complications after the All-on-4 procedure can help you remain proactive in care:

1. **Implant Failure:** Though rare, it can occur due to complications during fusion with the bone.
2. **Allergic Reactions:** Some patients may have allergies to materials used in implants; always communicate any reactions to your dentist.

Case Study: Understanding Complications

Problem: A patient named John experienced persistent swelling around his implants three weeks after his procedure.

Solution: He adhered strictly to home care but neglected professional follow-ups. Upon realizing this, John arranged for a dental visit, where a thorough cleaning and antibiotic treatment was initiated.

Results: Post-treatment, John's inflammation subsided, and regular check-ups became a part of his oral care routine, saving his implants from potential failure.

Call Us at (877) 649-0020

Real Patient Experiences: Success Stories and Testimonials

The journey to restoring one's smile and confidence is often filled with a mixture of emotions—fear, hope, uncertainty, and joy. As more individuals opt for All-On-4 dental implants, the growing body of patient stories sheds light on the transformative impact of this innovative procedure. This section showcases real patient experiences, offering insight into their paths, challenges, and triumphs post-implant surgery.

Understanding Patient Motivations

Patients seeking All-On-4 dental implants typically face profound challenges, often stemming from long-term dental issues such as extensive tooth loss, severe decay, or chronic jaw bone loss. Understanding their motivations for pursuing surgery provides context for their testimonial narratives.

Common motivations include:

- Reclaiming confidence to smile and socialize.
- Improving chewing ability and overall nutrition.
- Alleviating pain or discomfort caused by dental problems.
- Desiring a permanent solution versus removable dentures.

Case Study 1: Rebuilding Confidence

Problem

Julia, a 54-year-old woman from Florida, lived for years with the burden of missing teeth. She felt embarrassed and withdrawn, avoiding social situations and even family gatherings. After years of feeling self-conscious about her appearance, Julia decided enough was enough.

Solution

After consulting with a dental professional specializing in All-On-4 implants, Julia was presented with a comprehensive treatment plan. The doctor explained how the procedure would provide her with a fixed set of teeth supported by only four implants per arch, promoting a quicker healing time.

The procedure was scheduled for a Friday, and Julia was delighted to learn she could have her new smile the same day. The idea of "teeth in a day" greatly appealed to her and fueled her anticipation.

Results

Post-surgery, Julia's transformation was astounding. Within hours of her procedure, she was able to eat a soft diet, with instructions to gradually resume more solid foods. Here's how the change played out:

- **Emotional Impact:** Julia reported increased confidence. She shared, "I looked in the mirror after the surgery and couldn't believe I was finally able to smile." Her newfound self-esteem encouraged her to re-enter social circles, and she even attended a family reunion, excitedly showcasing her new smile.
- **Functional Benefits:** Not only was she able to eat a wider variety of foods, but she also described a significant reduction in discomfort compared to her previous dentures.
- **Long-term Results:** After one year, Julia reported continued satisfaction with her All-On-4 implants. Regular check-ups ensured her ongoing health and happiness.

Case Study 2: A Man Courageously Resuming Life

Problem

James, a 61-year-old retired firefighter, struggled with significant jaw bone loss due to prolonged tooth decay resulted from neglect and a high-sugar diet throughout his career. James felt self-conscious and was unable to eat his favorite foods, leading to a poor quality of life.

Solution

After a thorough examination, James was introduced to the All-On-4 procedure as a viable solution. A surgical team carefully planned his procedure, explaining that they could utilize his existing jaw bone to support the implants without the need for bone grafting.

Results

Immediately after surgery, James felt a sense of relief. His healing process paved the way for newfound enjoyment in eating:

- **Recovery:** He could eat soft foods on his first post-operative day. James reported, "I was able to enjoy soup and smoothies without pain." His recovery was monitored, with dietary adjustments made by his dental provider to ensure he was nourishing his body while healing.
- **Quality of Life:** Within months, James returned to eating regularly enjoyed foods like steak and corn on the cob. "I've rediscovered my love for food," he said, emphasizing how this aspect drastically improved his outlook on life.
- **Community Engagement:** As he regained his confidence, James began volunteering at the local fire station, recounting stories to new recruits—something he hadn't felt up for in years.

Real-Life Reflections from Patients

"The All-On-4 procedure allowed me to reclaim my happiness. I can smile without hiding my teeth."

— David, age 45

"I didn't know what I was missing until I got my teeth back. I can eat anything!"

— Lisa, age 38

"It's incredible how my life has changed. I feel like a new person."

— Ron, age 67

Transformational Benefits Beyond Aesthetics

All-On-4 implants often lead to benefits beyond improved aesthetics and chewing abilities. Many patients report:

92%

Self-Confidence

Percentage of patients reporting a boost in overall self-esteem, helping them feel more open and engaged.

87%

Social Connectivity

Percentage of patients who were socially withdrawn but started attending events, even dating, feeling free to express themselves without fear of judgment.

95%

Physical Health

Percentage of patients reporting improved eating habits contributing to better nutrition and health outcomes, as they can now enjoy a broader range of foods.

Call Us at (877) 649-0020

Next Steps: How to Begin Your Journey to a New Smile

Understanding Your Motivation

Before initiating any procedure, it's essential to connect deeply with your motivations. Why are you considering All-on-4 dental implants? Common reasons include:



Restoration of Functionality

Many patients experience difficulties in eating and speaking due to tooth loss. Consider how much these daily activities impact your life.



Aesthetic Appeal

A restored smile can significantly boost your confidence. Think about how being able to smile freely could change your social interactions.



Long-term Health

Tooth loss can lead to serious health complications. A restoration process may prevent future health issues related to oral hygiene.

Reflection Exercise

- Take a moment to write down your primary reasons for pursuing All-on-4 implants.
- How do these reasons reflect your personal values?

Finding the Right Dental Professional

The success of your All-on-4 implant procedure heavily relies on the expertise of your dental provider. Factors to consider include:

1

Experience

Ensure the implant dentist has substantial experience in All-on-4 procedures. A professional's track record can influence the success of your treatment.

2

Credentials

Look for dental specialists certified by relevant boards and associations.

3

Patient Reviews

Online testimonials can give insights into patient satisfaction and experiences.

Comprehensive Consultation Preparation

Gathering Necessary Information

When you're ready to meet with your chosen dentist, going prepared will help facilitate a productive consultation. Essential information to gather includes:

- **Medical History:** Collect records of previous dental procedures, current medications, and any pre-existing conditions.
- **Financial Preparedness:** Have a clear understanding of your budget. Some dental offices offer financing options which can ease the burden.

How to Prepare for Your Appointment

1. **Compile Medical Documents:** Bring any X-rays or dental scans you may have.
2. **List Your Concerns and Questions:** Write down anything you wish to address.



Contact Us: Schedule Your Consultation Today

If you're ready to explore how All-On-4 implants can transform your life, the next step is to schedule a consultation with a qualified dental professional.

Call Us at (877) 649-0020

Speaking with our knowledgeable staff can help you understand the next steps and schedule your visit.

Prepare Questions

Write down any specific queries you may have about the procedure or recovery.

For more information on how to restore your smile and confidence with same-day dental implants, please visit [All-On-4 Dental Implant Service](#).

Call Us at (877) 649-0020